

Model: P1250D5

Powered by PERKINS



Generator Specification

Service	PRP ⁽¹⁾	ESP ⁽²⁾
Power (kVA)	1125	1250
Power (kW)	900	1000
Rated speed (r.p.m)	1500	
Standard voltage (V)	400/230V	
Rated at power factor(cos phi)	0.8	



AGG Power gensets are compliant with ISO 9001 and CE standard, which include the following directives:

- 2006/42/EC Machinery safety.
- 2006/95/EC Low voltage
- EN 60204-1: 2006+A1: 2009, EN ISO 12100: 2010, EN ISO 13849-1: 2008, EN 12601 : 2010

(1) PRP (Prime Power):

According to ISO8528-1, prime power is the maximum power available during a variable power sequence, which may be run for an unlimited number of hours per year, between stated maintenance intervals. The permissible average power output during at 24 hours period shall not exceed 80% of the prime power. 10% overload available for governing purposes only.

(2) ESP (Standby Power):

According to ISO 8528-1, It is defined as the maximum power available, under the agreed operating conditions, for which the generating set is capable of delivering for up to 500 hours of operation per year (of which no more than 300 hours for continuative use) with the maintenance intervals and procedures being carried out as prescribed by the manufacturers. No overload capability is available.

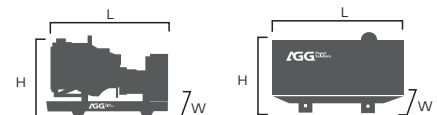
Powers Voltage (V)	ESP		PRP		Standby Amps
	KVA	KW	KVA	KW	
415/240	1250	1000	1125	900	1739.1
400/230	1250	1000	1125	900	1804.3
380/220	1250	1000	1125	900	1899.2

Performance Data

Model	P1250D5	
Engine brand	Perkins	
Engine model	4008-30TAG3	
Speed control type	Electronic	
Phase	3	
Control system	Digital	
Starter motor voltage	24V	
Frequency	50HZ	
Engine speed (RPM)	1500	
Fuel Consumption (L/H)	100% standby power	269
	100% prime power	244
	75% prime power	188
	50% prime power	120

Standard reference Conditions

Note: Standard reference condition 25°C (77°F) air inlet temp, 100m(328ft) A.S.L 30% relative humidity. Fuel consumption dat with diesel fuel with specific gravity of 0.85 and conforming to BS 2869: 1998 , Class A2



Dimension and Weight

Dimension	Open	Silent
Length (L)	4830mm	6058mm
Width (W)	2050mm	2438mm
Height (H)	2190mm	2591mm
Net Weight	7805KG	-
Fuel Tank (L)	-	-

Note: This parameters allows for some acceptable deviations.

■ Engine Specification: 4008-30TAG3

Basic technical data	
No. of cylinders	8
Cylinder arrangement	In-line
Cycle	4 stroke
Induction system	Turbocharged
Compression ratio	13:1
Bore	160mm
Stroke	190mm
Displacement	30.6L
All ratings certified to within	TBD
Estimated total weight	4217kg

Cooling system	
Total coolant capacity	
-with radiator	TBD
-without radiator	TBD
Maximum top tank temp	TBD
Thermostat operation range	84-93°C
Radiator face area	2.6 m ²
Rows and material	TBD
Pressure cap setting	70 kPa
Fan diameter	1250 mm
Drive ratio	0.94 *engine
Number of blades	9

Fuel system	
Injection system	TBD
Fuel injection pump	Unit injector
Fuel atomiser	TBD
Nozzel opening pressure	TBD
Fuel lift pump type	Electronic
- flow/hour	TBD
- pressure	TBD
Maximum suction head:	
-1500 rev/min	TBD

Induction system	
Clean filter	1.3kpa
Dirty filter	5.0kpa
Air filter type	Paper element

Lubrication system	
Total lub capacity	TBD
Sump minimum	127L
Sump maximum	153L
Maximum engine operating angles	
-front up, front down, right side	TBD
or left side	
Lubricating oil pressure	
-Relief valve opens	TBD
- at maximum no-load speed	TBD
Oil consumption at full load	
as a % of fuel consumption	TBD

Electrical system	
Type	Insulated return
Alternator voltage	24 volts
Alternator output	55 amps
Starter motor voltage	24 volts
Starter motor power	8.2 kW

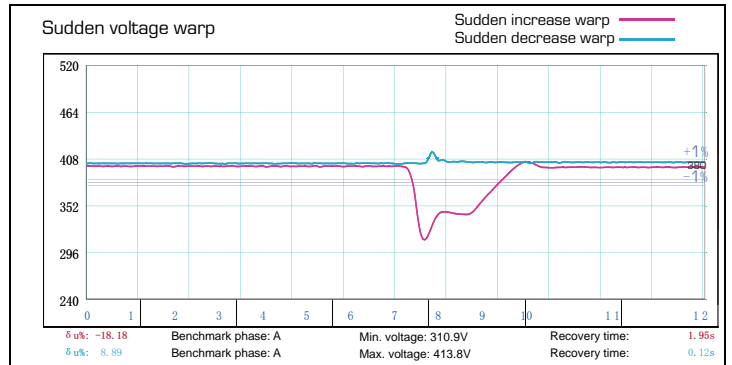
General installation	Prime power
Combustion air flow	84 m ³ /min
Exhaust gas temp	473°C
Exhaust gas flow, wet	203 m ³ /min
Engine coolant flow	630l/min
Cooling fan air flow	TBD

■ Alternator Specification

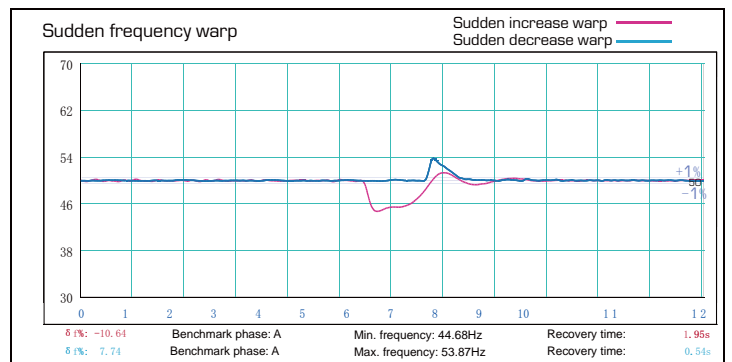
Alternator	
Number of phase	3
Power factor (Cos Phi)	0.8
Poles	4
Winding Connections (standard)	Star-serie
Terminals	12
Insulation type	H class
Winding Pitch	2/3
IP rating	IP23
Excitation system	Self-excited
Bearing	Single bearing
Coating	Vacuum impregnation
Voltage regulator	A.V.R
Couping	Flexible disc



Emergency voltage curve



Emergency frequency curve



■ Options

Engine	Alternator	Generator Sets	Fuel System
<ul style="list-style-type: none"> Water Jacket Pre-heater Fuel heater 	<ul style="list-style-type: none"> Winding Temp measuring Instrument Alternator Pre-heater PMG Anti-damp and anti-corrosion treatment Anti-condensation heater Winding and bearing RTD 	<ul style="list-style-type: none"> Tools with the machine Extended range fuel tank Bunded fuel tank 	<ul style="list-style-type: none"> Low fuel level alarm Automatic fuel feeding system Fuel T-valves
Canopy	Lub oil system	Cooling System	Control Panel
<ul style="list-style-type: none"> Rental type Canopy Trailer 	<ul style="list-style-type: none"> Oil Pre-heater Oil temp sensor 	<ul style="list-style-type: none"> Front heat protection 	<ul style="list-style-type: none"> Remote control panel ATS Synchronizing controller Adjustable earth leakage relay

Control Panel

Configuration

- Emergency stop button
- Protection MCB
- Battery charger
- Integrated aviation plug
- ATS connection
- Digital control module

Features

- 3 phase generator set monitoring
- Support of engines equipped with electronic control unit
- Comprehensive diagnostic message
- Automatic or manual start/stop of the gensets
- Push buttons for simple control, lamp test
- Graphic back-lit LCD display
- Parameters adjustable via keyboard or PC
- Mains measurements (50HZ/60HZ)
- Generator measurements (50HZ/60HZ)
- Comprehensive shutdown or warning on fault condition
- 3 phase Generator protections
 - Over-/under voltage
 - Over-/under frequency
 - Current/voltage asymmetry
 - Over current/overload
- 3 phase AMF function
 - Over-/under frequency
 - Over-/under voltage
 - Voltage asymmetry
- Configurable analog inputs
- Battery voltage, engine speed (pick-up) measurement
- Configurable programmable binary inputs and outputs
- Warm-up and cooling functions
- Generator C.B. and Mains C.B. control with feedback and return timer
- RS232 interface
- Modem communication support
- Hours counter
- Sealed to Ip65
- Event log

Benefits

- Less wiring and components
- Integrated solution
- Less engineering and programming
- User friendly set-up and button layout
- Module can be configured to suit individual applications
- PC software for simplified configuration
- Wide range of communication capabilities

Operation conditions

- Operation temp: -20 °C to + 70 °C
- Storage temp: -30 °C to + 80 °C
- Operating humidity: 95% w/o condensation
- Vibration : 5-25Hz, ± 1.6 mm
5-100Hz, a=4g
- Shocks: a= 500m/s²

Options

- Ethernet interface (Remote monitoring and control)
- GSM modem/wireless internet (Remote monitoring and control)
- RS232-RS485 Dual port interface
- Synchronizing control panel
- Distribution board with sockets kit and power busbar
- Battery trickle charge ammeter
- Earth leakage protection
- Earth fault protection
- Low fuel level alarm
- Low fuel level shutdown
- High fuel level alarm
- Fuel transfer system control
- Low coolant level shutdown
- High lube oil temp shutdown
- Overload via alarm switch on breaker
- Engine coolant heater controls
- Control panel heater
- Speed adjust switch
- Oil temp displayed on LCD screen
- Additional 8 inputs and outputs